Coconut Grove
BUSINESS IMPROVEMENT DISTRICT

2024-2025 ANNUAL REPORT



DISCOVER COCONUT GROVE

Miami's Original Gem

Table of Contents

Page 02	Contents & Mission
Page 03	Letter from Our Board Chairman
Page 04	Letter from Our Executive Director
Page 05	About the BID
Page 06	Our Mission
Page 07	Board of Directors: Thank You & Welcome
Page 8-13	Capital Improvements & Streetscape Maintenance
Page 14-17	Marketing & Special Events
Page 18-20	Digital Marketing
Page 21	Awards & Recognitions & Looking Ahead
Page 22-23	New Businesses
Page 24	Business Communications
Page 25	Coconut Grove City Guide
Page 26	FY 2024-25 Financials
Page 27	Board of Directors & Staff

Coconut Grove Business Improvement District Mission

Foster a world-class commercial walking village with impeccably clean & visibly safe streets in Coconut Grove by:

1. Creating a stronger sense of community with a compelling business mix.
2. Attracting high value, customers, both residents and visitors to shop and dine in our district.
3. Ensuring self-sufficiency without putting a burden on the city taxpayers.

Our Board Chairman



Coconut Grove is special. Period. It's the center of a Miami story — where history, culture, trends, and innovation converge to create one of the city's most illustrious and vibrant communities. As Chair of the Coconut Grove Business Improvement District (BID), I am proud to see this renewed spirit continue to guide our collective work and for the Grove to thrive through collaboration and care.

This past year, the BID and our District 2 office worked hand in hand to deliver visible improvements that strengthen our community every day. We enhanced streetscapes and sidewalks through the Block-by-Block program, replaced our signature Wayfinding Signage, repaired pavers and FlexiPave walkways, and partnered closely with Public Works and Miami-Dade County to advance infrastructure and resilience projects. These seemingly small details add up to something larger, a community that feels safe, beautiful, and welcoming to all.

With 18 new businesses joining the district this year, from neighborhood cafés to national retailers, Coconut Grove's confidence as a commercial hub continues to grow. Marketing and community engagement have reached new heights as well, with over 20 signature events drawing more than 38,000 attendees and generating 12 million media impressions. The Grove's social media following has surpassed 90,000, and our digital campaigns and newsletters are outperforming industry benchmarks, proof that our message of community, culture, and connection is resonating far beyond our borders.

None of this would be possible without the dedication of our Board of Directors, our Executive Director Mark Burns, and the many local businesses and residents who invest their time and energy in making Coconut Grove a spectacular neighborhood. Together, we are preparing the Grove for an even brighter future that embraces innovation, sustainability, supports small businesses, and positions our community as a showcase for the world as Miami prepares to host major international events like the FIFA World Cup and the Miami Grand Prix.

It is my privilege and honor to serve you. Thank you for the opportunity to serve as your Commissioner and Chair of the BID.

Commissioner Damian Pardo
Miami City Commission, District 2



Our Executive Director

LETTER FROM EXECUTIVE DIRECTOR

This past year has been one of connection, momentum, and meaningful progress for the Coconut Grove Business Improvement District. It has been both an honor and an energizing responsibility to serve as your Executive Director, and I am grateful for the opportunity to help guide this historic district into its next chapter of growth and possibility.

Since my appointment in May 2024, I have made it a priority to meet directly with legacy and new business owners, civic partners, City and County officials, the Miami Police Department, and neighborhood leaders to better understand the opportunities and challenges ahead. These conversations have shaped our approach, ensuring that every initiative reflects the unique character of the Grove and supports a district where businesses, residents, and visitors can truly thrive.

My role as Executive Director is to translate our shared vision into measurable action—representing our staff, programs, and day-to-day operations while providing clarity on why and how our work is carried out. Equally important is the partnership between the Board of Directors and the Executive Director. The Board and its Chair set long-range priorities and overall direction; my responsibility is to drive the execution that brings those priorities to life. Together, we demonstrate unified leadership—strategic at the top, responsive in the field, and aligned around shared goals that ensure the BID operates with purpose, focus, and unity.

This year, our efforts produced significant results:

- **Strengthened district visibility through enhanced public safety, beautification, and capital improvements.**
- **Expanded marketing and community engagement through signature events such as Red, White & Grove, the Christmas Tree Lighting, Meet & Greets, and Coffee With a Cop.**
- **Launched successful retail activations including National Brunch Day/Grove Brunch Club and Shop Small Saturday.**

Thanks to strong partnerships and the dedication of our Board, government officials, business leaders, and passionate residents, Coconut Grove continues to stand out as one of Miami's most dynamic commercial districts.

Looking ahead, we will remain focused on the operational priorities that drive a stronger, more vibrant district—expanding programs, sustaining momentum, and embracing new opportunities as they arise. And with multiple major international sporting events coming to Greater Miami in 2026—including the FIFA World Cup, Miami Open, College Football National Championship, and the Miami Grand Prix—we are fully prepared to showcase Coconut Grove as a premier destination for visitors from around the world.

This report highlights our achievements, metrics, collaborations, and the operational priorities that will guide us into a year defined by shared direction and committed execution, as we continue to build a vibrant, welcoming, and resilient Grove for all who live, work, and visit here.

Executive Director
Mark Burns

About the BID

BUSINESS IMPROVEMENT DISTRICT

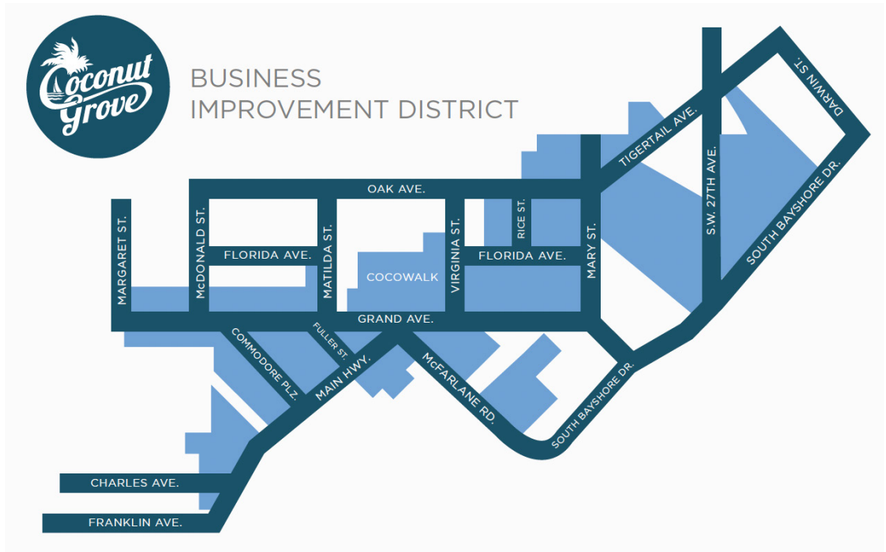

229 Folios & *116* Property Owners

A glance at the business of the BID

$2.27 M TOTAL REVENUE

BID Assessments	$ 725,694
Parking Waivers	$ 329,168
Sidewalk Cafe Fees	$ 118,664
Parking Surcharges	$ 340,000
Investment Income	$ 467,591
Banner fees	$ 6,400
Other Revenue	$ 283,182

$1.89 M TOTAL EXPENSES

Capital Projects	$ 61,315
Marketing & Advertising	$ 214,489
Streetscape	$ 56,112
Sanitation & Security	$ 544,317
Special Events	$ 325,469
Professional & Management Fees	$ 82,700
General & Administrative	$ 608,572

Our Mission

CHARTING THE COURSE

Coconut Grove's Bright Future

Re-established in 2018, the Coconut Grove Business Improvement District (BID) is a Board of the City of Miami dedicated to protecting and enhancing the vitality of Coconut Grove's commercial core. First established in 2009 by its property owners and merchants, the BID has developed a variety of programs to keep the District clean and secure, fund marketing projects, sponsor special events, beautify the streetscapes, make capital improvements, collect and disseminate economic development research, facilitate transportation solutions, foster new business relationships, and partner with national, state, and local agencies.

The organization's mission is to promote the Grove as a world-class waterfront commercial walking village with impeccably clean and safe streets to create a stronger sense of place with a compelling retail mix — so that the District will attract an increasing number of high-value customers to shop, dine, and stay as guests at our hotels.

The self-funding district is led by a dynamic Board of Directors representing a cross section of Coconut Grove stakeholders, which includes elected officials, property owners, restaurateurs, merchants, tenants, and ex-officio representatives.

At the Grove BID, we produce an annual report highlighting a variety of initiatives and activities throughout the preceding year. We take pride in providing a comprehensive report intended to be reviewed by shareholders and other interested people sharing information about the BID's performance and positioning for the future.

The Business Improvement District is funded by property owners within the set geographical boundaries, dedicated to protecting and enhancing the vitality of Coconut Grove's commercial core through various initiatives and programs.



Board of Directors

THANK YOU AND WELCOME

The strength of the Coconut Grove BID has always been rooted in its committed and engaged Board of Directors—and FY 2024–25 was no exception. Under their leadership, the BID continued to advocate for the ongoing improvement of the District. Together, we are building upon Coconut Grove's longstanding reputation as an exceptional destination where residents and visitors alike can enjoy the very best of Miami.

By collaborating closely with our Board Members—each of whom is a property stakeholder or leader within the Grove's business community—the BID is safeguarding the District's future vitality while preserving the unique small-town charm that sets Coconut Grove apart within a major international city.

We extend our sincere gratitude to the Board for their dedication, service, and unwavering support. Each member has contributed time, expertise, and advocacy that has strengthened the BID and the community we serve.

NEW BOARD MEMBERS

Tesalia "Tessie"Corbett & Luis Gazitua

FY 2024–25 BOARD OF DIRECTORS

Damian Pardo, Commissioner | City of Miami District 2

Alex Argudin, CEO | Miami Parking Authority

Atchana Capellini, Owner | Atchana's Homegrown Thai

Tesalia "Tessie" Corbett, Designee | Whalou Properties

Luis Gazitua, Investor & Advisor to CEO | Ariete Group

William Rivas, Regional Manager | Federal Realty

Elizabeth Solar, General Manager | Books & Books

Ivan Rapin-Smith, President | Watsco Ventures

Jaime Stuyck, Director of Hotel Operations | Mr. C Hotel

Monty Trainer, President Emeritus | Coconut Grove Arts Festival

Capital improvements & Streetscape Maintenance

WORKING TOGETHER TO KEEP COCONUT GROVE SHINING

From power-washing sidewalks and deep-cleaning trash receptacles to filling potholes and maintaining walkways, the Coconut Grove BID Operations Team and our Block-By-Block Ambassadors are committed to keeping the District clean, safe, and welcoming. Their meticulous attention to detail enhances pedestrian safety—and puts smiles on faces.

A well-maintained environment is more than aesthetics; it directly supports happiness, safety, and the local economy. A clean, inviting Grove encourages people to shop, dine, linger, and connect—benefiting businesses and the entire community. As part of an ongoing maintenance initiative, the team regularly surveys the BID to identify areas in need of repair or cleaning. This past year, for example, our team engaged in a comprehensive paver-enhancement campaign throughout the District and managed replacement of all of the signature Wayfinding Signage throughout the Grove — among multiple other projects and initiatives.

Additionally, in close partnership with the City of Miami District 2 Office, Resilience and Public Works, Miami-Dade County's District 7 Office, and utilities such as AT&T, FPL, and Comcast, their work ensured timely action on multiple critical improvements.

By working together, we keep Coconut Grove shining—one sidewalk, storefront, and shared space at a time.



BLOCK BY BLOCK PROGRAM

Before

After





WAYFINDER SIGNAGE





WALKWAY REPAIR





PAVER REPAIR





HOSPITALITY SERVICES









BLOCK-BY-BLOCK IN ACTION

Before & After





GRAFFITI REMOVAL





LEAF & DEBRIS REMOVAL





STICKER REMOVAL





STREETSCAPE MAINTENANCE

Measurable Results

Our Block-by-Block ambassador team is keenly focused on providing cleaning and hospitality services. In fact, their activity has yielded positive results in all aspects of sanitation and public safety. As shown in our statistics, they have also focused on providing a welcoming place for all, and our hospitality numbers show the increase.



By the numbers

SPOTLESS SUCCESS - CLEANING & HOSPITALITY

- Updated damaged street and traffic signs
- Reported streetlight outages and follow through on repair progress
- Repaired multiple paver areas along sidewalks throughout the district
- Replaced Coconut Grove Welcome signs
- Added extra trash bins in cooperation with the City of Miami Dept. of Solid Waste
- Added bicycle racks in high-use areas

BLOCK BY BLOCK - STATS AT A GLANCE

Leave Bags Collected: 4,265	Trash Bags Collected: 4,551	Bills & Stickers: 4,459	Dog Waste: 4,212
Graffiti Removed: 363	Bike-Patrol Miles Covered: 1,273	Pedestrian Assistance: 1,714	Hospitality Instances: 49,243



Marketing & Special Events

ENHANCING THE DISTRICT'S IMAGE & APPEAL

Hosting highly impactful special events continued to serve as a cornerstone of the Coconut Grove BID's mission to foster growth and development. Throughout FY 2024–25, we identified strategic priorities and achieved measurable progress in each category.

Priorities:

- **Strengthened Coconut Grove's Identity:** Positioned the District as a premier lifestyle destination for dining, shopping, wellness, and cultural experiences.
- **Drove Foot Traffic & Economic Impact:** Activated public spaces and leveraged campaigns that brought residents, visitors, and tourists into the Grove.
- **Championed Local Businesses:** Provided consistent marketing support to restaurants, retailers, and service providers through newsletters, campaigns, and partnerships.
- **Expanded Digital Reach:** Grew Coconut Grove's online presence via social media, email, and the website, ensuring fresh, engaging content that converted awareness into visits.
- **Elevated Media & PR Impact:** Secured earned media coverage and meaningful partnerships that amplified the Grove's visibility locally and nationally.
- **Built Community Engagement:** Strengthened relationships through business networking, resident outreach, family-friendly activities, and cultural celebrations.

Results

Official Recognition:
Coconut Grove proclaimed ***"The Brunch Capital of Miami"*** (Sept 2025).

Event Success:
Hosted 20+ signature events including Red, White & Grove, Christmas Tree Lighting, National Brunch Day/Grove Brunch Club, and Shop Small Saturday; collectively drawing 38K attendees and 12M media impressions.

Business Engagement:
Partnered with more than 110 restaurants, retailers, and wellness providers across campaigns.

90k

Digital Growth:
Reached a milestone of ***90K Instagram followers,*** expanded Facebook, and achieved average newsletter open rates of 48% (above industry benchmarks).

PR Wins:
Secured coverage in LiveNow on Fox, Local 10, New York Times, Miami New Times, Time Out Miami, Coconut Grove Magazine, Business Traveler USA, Secret Miami and citywide outlets, reinforcing Grove as a cultural and culinary hub.

Community Impact:
Delivered activations for families, seniors, and sustainability initiatives (Senior Bingo Day, Plastic is Scary and Love is in The Grove Cleanups, Sunrise Breakfast - Arts Festival and New Business profiles).

Creative Rollouts:
Launched new branded assets including Grove Brunch Club glasses, Red, White & Grove wristbands, hats, banners, and curated microsites.

EVENTS & ACTIVATIONS

Key Highlights:

Signature Events

Movies in The Park – Hocus Pocus (Oct 26, 2024)
1,500 attendees **10** participating businesses
Partnerships: City of Miami, Cinepolis CocoWalk

Shop Small Saturday (Nov 30, 2024)
1,500 attendees **24** participating businesses
Partnership: American Express

Christmas Tree Lighting (Dec 1, 2024)
1,500 attendees **6** participating businesses
Media Coverage: 2M impressions

Gather in The Grove (Jan 11 – Apr 26, 2025)
2,500 attendees **4** participating businesses
Media Coverage: 800K impressions

Grove Art Walk (Mar 16 – May 18, 2025)
600 attendees **4** participating businesses
Media Coverage: 120K impressions

Mother's Day OFF (May 8, 2025)
1,100 attendees **11** participating businesses
Media Coverage: 3M impressions
Partnership: Influencer Marketing - Mama Caro Mejias & Katy Ferrer

Father's Day (June 14, 2025)
600 attendees **9** participating businesses
Media Coverage: 1M impressions

Red, White & Grove (July 4, 2025)
4,000 attendees **12** participating businesses
Media Coverage: 3M impressions
Partnerships: MISO, Miami New Times, Miami Con Hijos

National Brunch Day / Grove Brunch Club (Sept 21, 2025)
12 businesses 4,000 Branded glasses distributed
Media Coverage: 3M impressions
Partnership: Miami New Times and Local Influencer: Vera LaRochelle









COMMUNITY PROGRAMS

Plastic is Scary (Oct 2025) **& Love is in the Grove** (Feb 2025) **Cleanups**
250 attendees **6** participating businesses
Media Coverage: 340K impressions

GMCVB Meet & Greet / Level 6 (Jan 2025)
120 attendees
Media Coverage: 120K impressions

Coffee with the Cop at Chug's Diner (Jul 2025)
34 attendees
Media Coverage: 40K impressions

Senior Citizens Day Bingo (Aug 2025)
30 attendees **4** participating businesses
Media Coverage: 100K impressions











SPONSORSHIPS & PARTNERSHIPS

Sponsorships

- **Days to Shine – The Hangar** (Oct 24–25, 2024)
- **Pinta Art – The Hangar** (Dec 5–8, 2024)
- **King Mango Strut** (Jan 5, 2025)
- **Miami Marathon – Lifetime Cheer Station** (Feb 2, 2025)
- **SOBE Fest 2025** (Feb 20, 2025)
- **Montreux Jazz Festival** (Feb 28, 2025)
- **Kid's Marketplace** (Apr 8, 2025)
- **Coconut Grove Theater Festival** (May 8–11, 2025)
- **Goombay** (Jun 6-8, 2025)
- **Back to School – Bianco Gelato** (Aug 13–14, 2025)
- **Jazzin The Grove** (Sep 20–21, 2025)
- **Criollo Vibes** (Sept 18–21, 2025)
- **Reinvención Hormonal – Mr. C Hotel** (Sept 29, 2025)
- **Coconut Grove Film Festival** (Jan 16-19, 2025)

DIGITAL MARKETING & SOCIAL MEDIA

Coconut Grove Website Performance Report

Period: October 1, 2024 – September 30, 2025

Executive Summary

This updated report provides a refreshed overview of Coconut Grove BID website performance, including corrected values for Homepage, Eat & Drink, and All Events pages. It highlights traffic sources, top-performing pages, and year-over-year growth trends.

Top Website Pages Performance

Page	Views 2024-25	Views 2023-24	% Change
Homepage	993,229	337,356	194.42%
Eat & Drink	734,460	127,626	475.48%
All Events	970,724	348,282	178.72%
Retail	39,431	22,763	73.22%
Directions & Parking	19,146	12,723	50.48%
Lodging	12,466	8,078	54.32%

Coconut Grove Website - Top Pages Performance

(Oct 2024-Sep 2025 vs Previous Year)

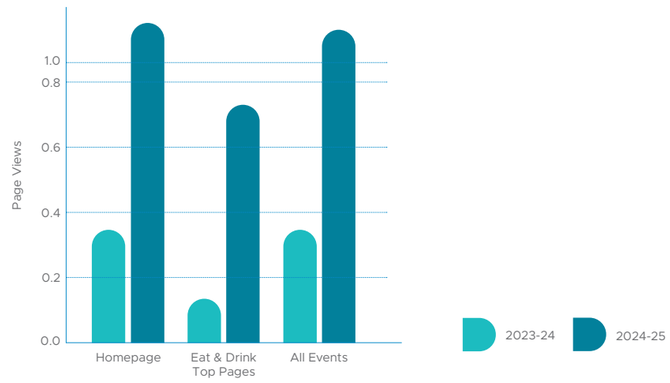

SOCIAL MEDIA

Followers

90.1K | +12K vs. previous 12 months

26K | +3K vs. previous 12 months

1.5K | +256 vs. previous 12 months

Engagement Growth

10% increase vs. the previous 12 months

Best-Performing Campaigns/Posts:

4th of July – Red White & Grove:
2.2M views, 152K Shares

Miami Spice 2025:
550K views, 110K Shares

Carbone Vino Opening:
75K views, 60K Shares

Influencer collaborations:

@miamiconhijos
@miaminewtimes
@oswaltgonzalez
@maxeats.miami
@miamiyums
@gabycuadra

EMAIL MARKETING

Constant Contact:

22K Subscribers | Growth: + 2,368

Grovite Newsletter

Open rate: **48%** vs. previous 12 months **+3%** vs. industry average +12%

Best-Performing Campaigns:

Back to School 2025:
53% Open Rate

Best Brunch Spots
52% Open Rate.

PUBLIC RELATIONS & MEDIA COVERAGE

In FY 2024–25, the Coconut Grove BID advanced a robust public relations strategy designed to strengthen media relationships and elevate the District's visibility and reputation. Through ongoing collaboration with journalists, reporters, and influential media outlets, the BID team helped shape positive public perception, amplify key messages, and reinforce Coconut Grove's position as a vibrant and highly sought-after destination. These carefully targeted efforts ensured that the right stories reached the right audiences—driving stronger engagement, credibility, and overall impact.

137

Total Pieces of Coverage (Online & Print)

1.9B

Total Monthly Website Visits (Reach)

685.6M

Total Monthly Unique Website Visitors

58

Average Domain Authority

BUSINESS COMMUNICATIONS WINS

Government Relations

Enhanced awareness of Miami-Dade County & City of Miami Agencies by custom crafting and publishing profiles and news/info features:

- District 2 Staff Profile: Rapid Response Team Manager Carl Springer
- District 2 Staff Profile: Constituent Liaison Javier Gonzalez
- Promotion of City Commissioner's Partnering for Progress Workshop
- SCORE Miami Business Workshops program promotion
- EnTec Business Clinic Workshop promotion
- Community Emergency Response (CERT) program promotion
- County Commission District 7 Office grant program promotion

MEDIA RELATIONS

Enhanced relationships with local news media by cross-promoting articles:

- Coconut Grove Magazine
- Biscayne Bay Tribune/Community Newspapers
- Coconut Grove Spotlight

NON-PROFIT RELATIONS

Enhanced relationships with Grove-based nonprofits via cross-promotion:

- Coconut Grove Arts Festival
- King Mango Strut
- Friends of The Commodore Trail
- Coconut Grove Chamber of Commerce

Awards, Recognition & Milestones

1. "Brunch Capital of Miami" proclamation.
2. 90K IG followers
3. Community feedback/testimonials.
4. Notable media hits.

Looking Ahead (FY 2025–2026)

1. Preview of planned activations *(Alice in WonderGrove Halloween, Shop Small Saturday, Christmas tree Lighting)*
2. Focus areas: safety campaigns, new PR partnerships: SSports Events – World Cup, F1, Miami Open etc.
3. Growth opportunities: more tourism integrations, extended Brunch Club rollout.

New to the BID

RESTAURANTS *8*

- **Avo –** All Day Café
- **Baiablu –** Italian
- **Carbone Vino –** Italian
- **Chop Steakhouse & Bar –** Steakhouse
- **Crema Gourmet –** All Day Café
- **D'Angelino –** Italian
- **Pura Vida & Gelato –** All Day Café & Gelato Shop
- **Si Papa –** Italian

MERCHANTS *7*

- **Brandy Melville –** Women's Clothing
- **Buck Mason –** Clothing Store
- **Go Greek –** Frozen Yogurt Shop
- **Merlau –** Women's Clothing
- **Montce Swim –** Swimwear Shop
- **Moscot –** Optician
- **Sprinhaus –** Home Décor

SERVICES *3*

- **Skin Club –** Facial Spa
- **Syndo Academy –** Martial Arts Academy
- **The Grove Academy –** School



New Businesses

WELCOME TO THE NEIGHBORHOOD 2024-25

Coconut Grove has been experiencing a vibrant resurgence, especially in the years following the pandemic. In FY 2024–2025 alone, 18 new businesses have joined the Business Improvement District (BID). This continued wave of growth reflects a strong and growing confidence in the Grove's potential as a premier destination for exceptional dining, distinctive retail, and personalized services.

More than simply commercial additions, these new businesses enrich the District's character—offering locals and visitors from around the world a collection of one-of-a-kind experiences that make Coconut Grove truly special.



Business Communications

MAKING A DIFFERENCE FOR LOCAL BUSINESSES

The Coconut Grove BIDness Communications initiative continues to play a vital role in connecting, informing, and promoting the businesses that make our district thrive. Relaunched in 2022 with the expertise of our Business Communications Liaison, the program has strengthened business outreach, elevated engagement, and significantly increased visibility for local enterprises.

Strengthening Connections & Engagement

At the heart of the initiative is the biweekly BIDness News e-newsletter, the BID's primary channel for keeping businesses informed and prepared. The newsletter delivers:

- High-quality, business-focused content
- Resources to support business growth
- Ad-hoc updates on breaking news and surveys
- Monthly series of legacy and new business profiles
- LinkedIn storytelling that highlights business successes
- Timely information that keeps businesses ahead of the curve
- Strategic communications support for BID leadership

Proven Engagement & Measurable Impact

In terms of readership, the BIDness News consistently exceeds industry benchmarks, achieving an average 42% open rate, well above the nonprofit business-support average of 25-40%. This demonstrates strong demand for timely, relevant communication among Grove businesses.

Enhancing Visibility & Recognition

In FY 2024–25, our Business Communications program expanded its reach even further—boosting website traffic, increasing LinkedIn engagement, and earning media visibility for BID businesses through custom business profiles – which are often published in local digital and print news outlets and live podcasts. Featured businesses include:

- Craft
- Emissary Cafe
- WorkOut Spot
- Rosenow Attorney
- Mr. C Miami Coconut Grove
- Varsol Sushi Bar
- Wardrobe & More
- Loretta & The Bucher
- CureDuchenne
- Align Pilates
- Specialized Bicycles
- Mark Neuberger *(Arts Festival Board Member)*
- Fookem's
- Motivating Minds
- Sprinhaus
- Chop Steakhouse
- La Cabrera Steakhouse



Coconut Grove City Guide

Many Grove businesses continue to benefit from the 2024 Coconut Grove City Guide — a beautifully designed map and marketing resource that encourages visitors, residents, and shoppers to discover all that our central business district and surrounding areas have to offer. One side highlights a self-guided historic walking tour featuring iconic landmarks, cultural sites, parks, and entertainment spots, while the reverse displays a colorful array of ads showcasing Grove restaurants, boutiques, hotels, and other local favorites.

For more than 15 years, the Coconut Grove BID has partnered with Marshall Steingold of Miami Maps to produce this indispensable guide. Each year, 75,000 copies are distributed at hotel concierge desks from South Beach to Coral Gables and from Downtown Miami to Dadeland — and, most importantly, throughout the businesses that make the Grove such a vibrant destination.



FY 2024-25 Financials

BUDGETARY COMPARISON SCHEDULE

Year ended September 30, 2025

REVENUES:	Special Revenue Fund
Parking waiver fees	$329,168
Parking surcharge fees	$340,000
Assessments	$725,694
Sidewalk café fees	$118,664
Special event supplemental fees	$262,869
Banner fees	$6,400
Other revenue	$20,313
Investment income	$467,591
Total revenue	**$2,270,699**

EXPENDITURES:	Special Revenue Fund
Salaries and contracted administrative services	$424,847
Office rent, insurance, supplies, cleaning, and utilities	$183,725
Professional and management fees	$82,700
Sanitation and security	$544,317
Capital Items	$61,315
Streetscape	$56,112
Marketing and advertising	$214,489
Special events	$325,469
Total expenditures	**$1,892,974**
Excess of revenues over expenditures	$377,725
Fund balance - beginning of the year	$7,537,434
Fund balance - end of the year	$7,915,159



Coconut Grove BID FY 2024-25

BOARD OF DIRECTORS

Commissioner Damian Pardo
City of Miami District 2

Alex Argudin
Miami Parking Authority

Atchana Capellini
Atchana's Homegrown Thai Restaurant

Tesalia Corbett
Whalou Properties

Luis Gazitua
Gazitua Letelier, PA

William Rivas
CocoWalk

Elizabeth Solar
Books & Books

Ivan Rapin-Smith
Watsco Ventures

Jaime Stuyck
Mr. C Hotel

Monty Trainer
Coconut Grove Arts Festival

STAFF & CONSULTANTS

Mark Burns
Executive Director

Venusmia Fernandez-Lovely
Director of Administration & Special Events

Kristell Hurtado
Marketing Director

Alex Barcenas
Operations Manager

Sully Silva
Ambassador Team Supervisor

Bill Kress
Business Communications

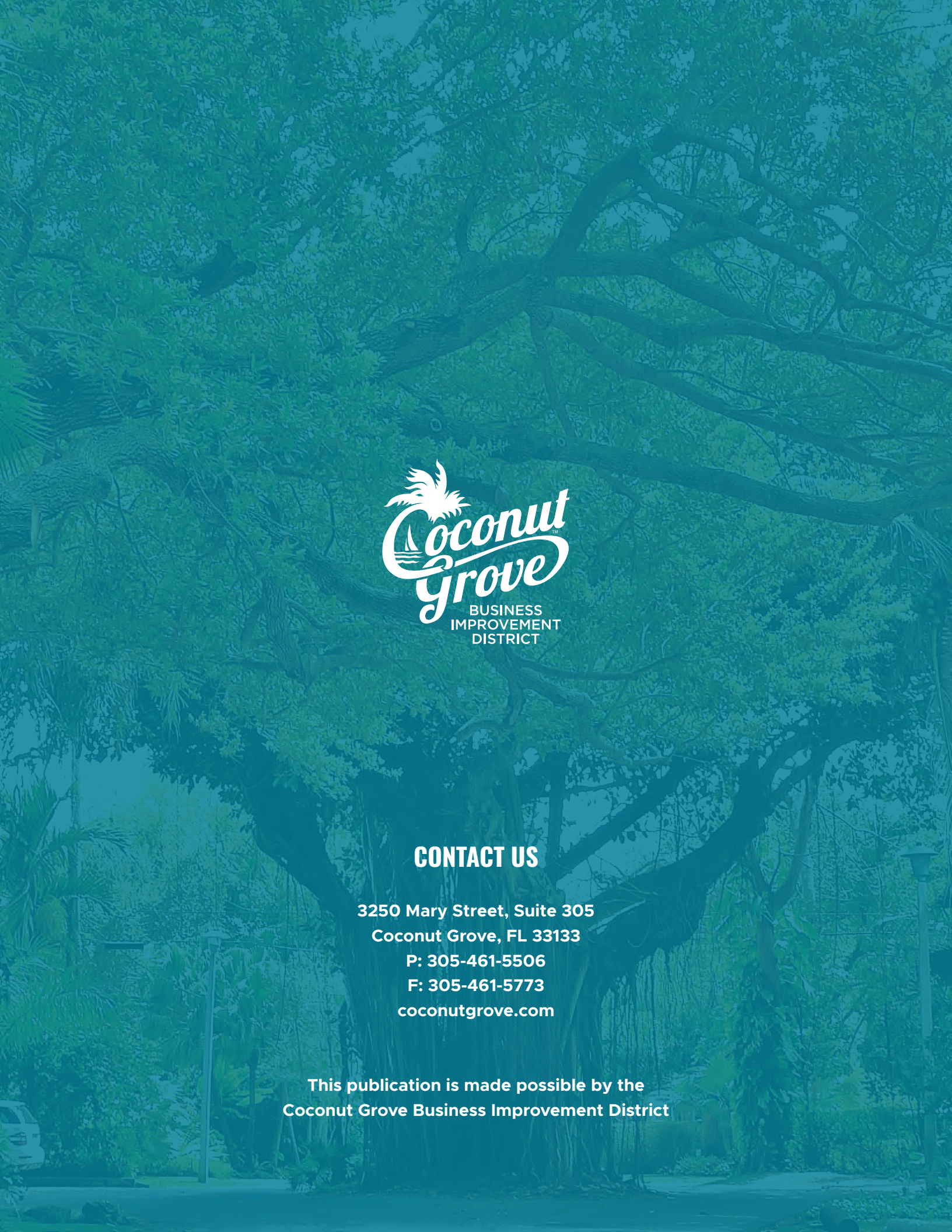

CONTACT US

3250 Mary Street, Suite 305
Coconut Grove, FL 33133
P: 305-461-5506
F: 305-461-5773
coconutgrove.com

This publication is made possible by the
Coconut Grove Business Improvement District